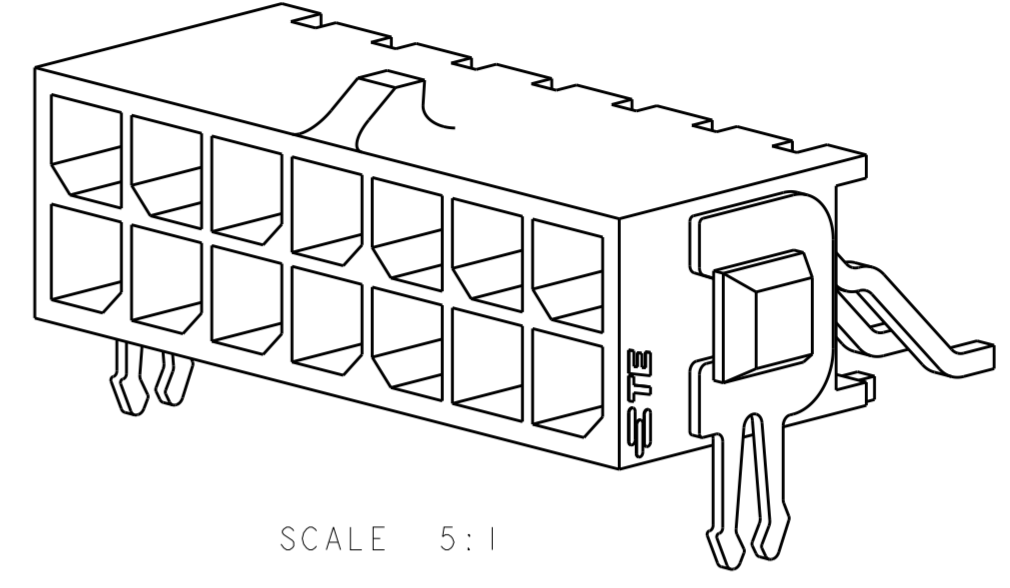
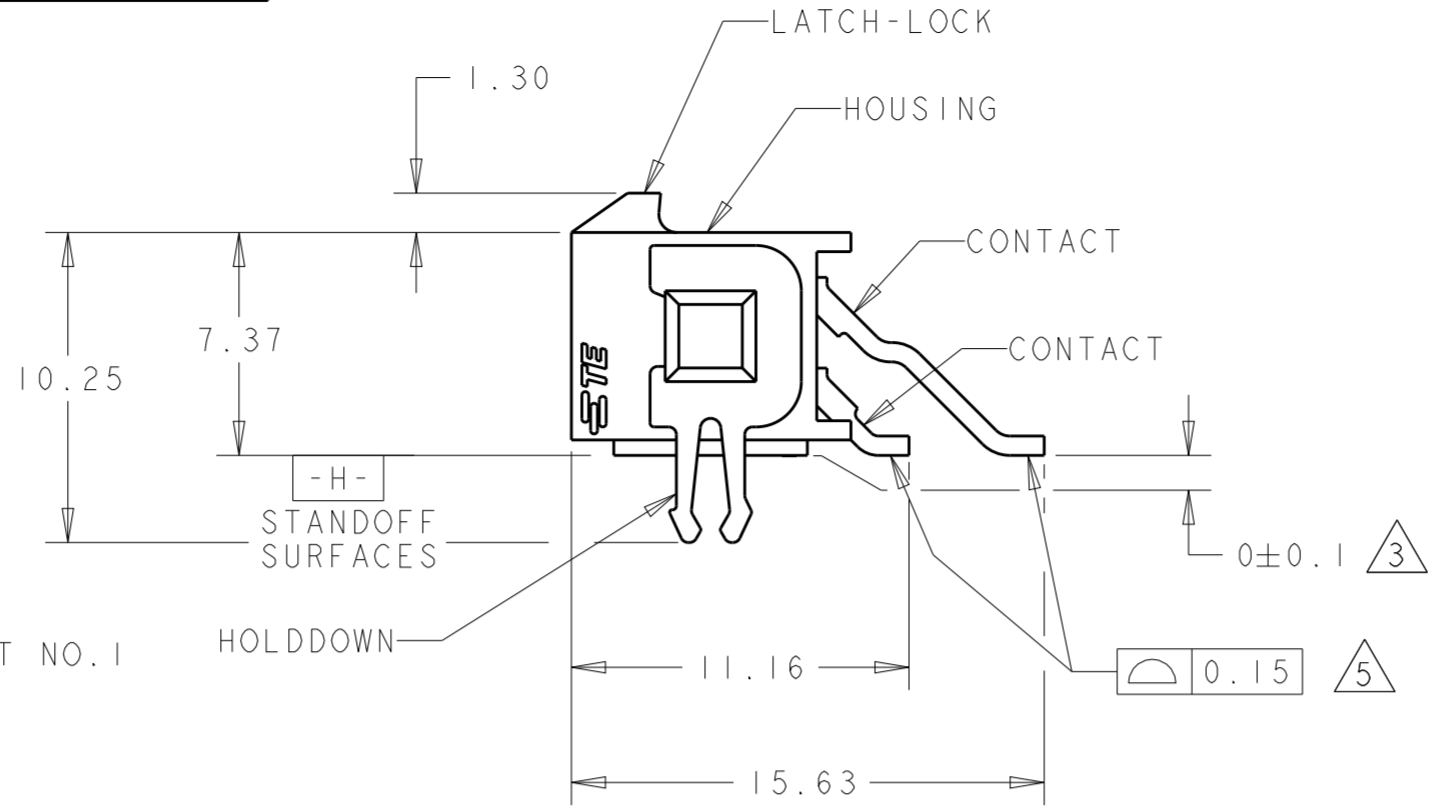
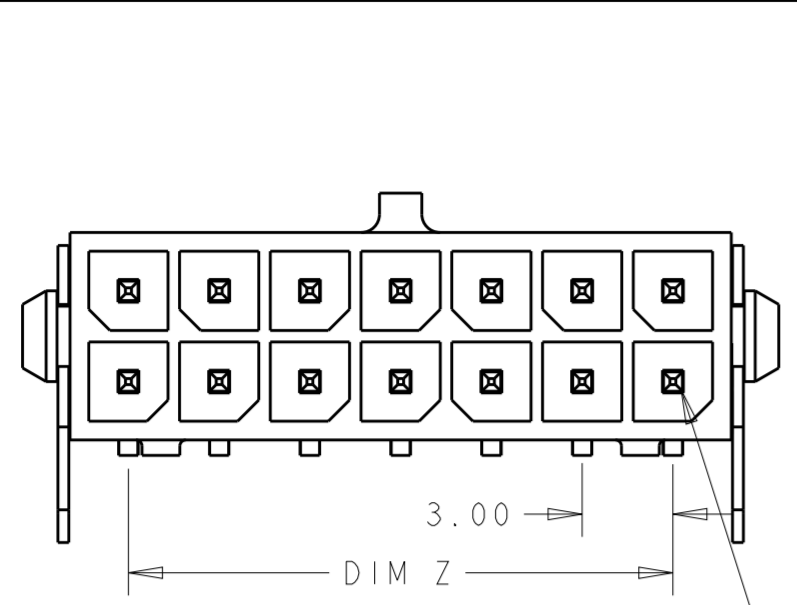
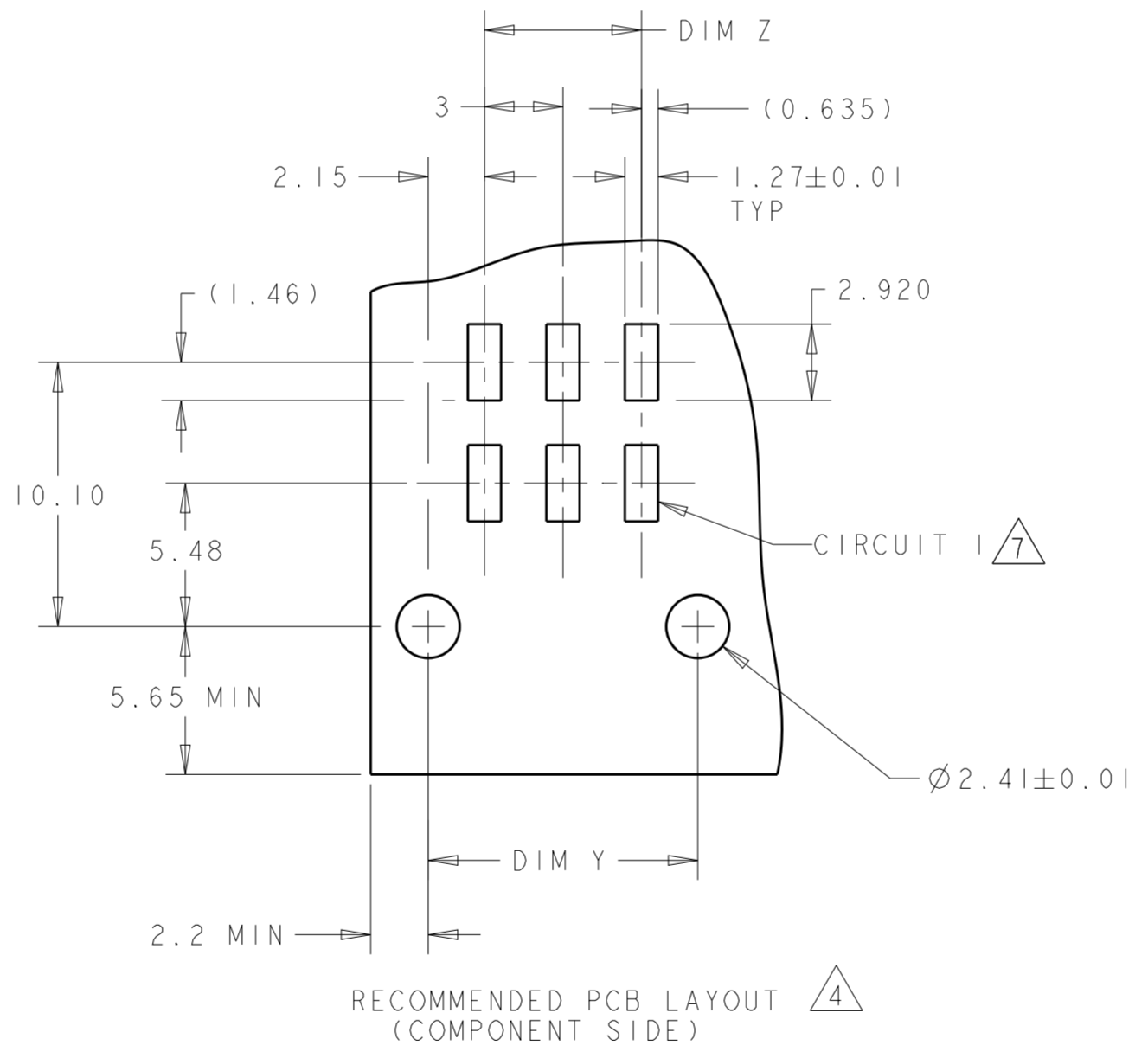
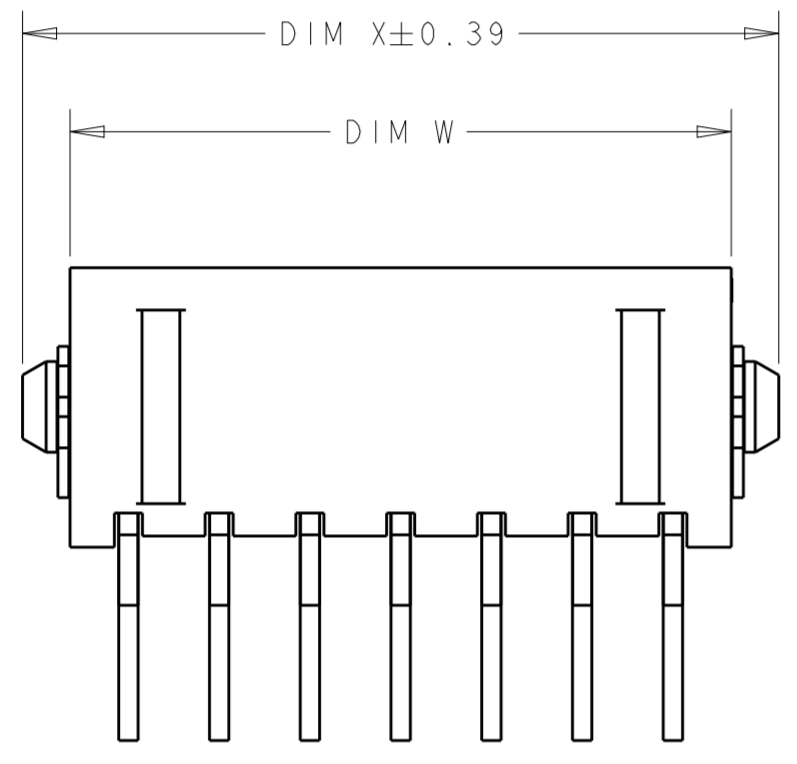


THIS DRAWING IS UNPUBLISHED. RELEASED FOR PUBLICATION 20
 © COPYRIGHT 20 BY - ALL RIGHTS RESERVED.

LOC	DIST	REVISIONS					
CM	00	P	LTR	DESCRIPTION	DATE	DWN	APVD
		G		REVISED PER ECO-15-003291	27JULY2015	SC	DZ



SCALE 5:1



6	36.86	37.30	33.00	40.00	24	5-794626-4
6	33.86	34.30	30.00	37.00	22	5-794626-2
6	30.86	31.30	27.00	34.00	20	5-794626-0
6	27.86	28.30	24.00	31.00	18	4-794626-8
6	24.86	25.30	21.00	28.00	16	4-794626-6
6	21.86	22.30	18.00	25.00	14	4-794626-4
6	18.86	19.30	15.00	22.00	12	4-794626-2
6	15.86	16.30	12.00	19.00	10	4-794626-0
6	12.86	13.30	9.00	16.00	8	3-794626-8
6	9.86	10.30	6.00	13.00	6	3-794626-6
6	6.86	7.30	3.00	10.00	4	3-794626-4
6	3.86	4.30	-	7.00	2	3-794626-2
2	36.86	37.30	33.00	40.00	24	2-794626-4
2	33.86	34.30	30.00	37.00	22	2-794626-2
2	30.86	31.30	27.00	34.00	20	2-794626-0
2	27.86	28.30	24.00	31.00	18	1-794626-8
2	24.86	25.30	21.00	28.00	16	1-794626-6
2	21.86	22.30	18.00	25.00	14	1-794626-4
2	18.86	19.30	15.00	22.00	12	1-794626-2
2	15.86	16.30	12.00	19.00	10	1-794626-0
2	12.86	13.30	9.00	16.00	8	794626-8
2	9.86	10.30	6.00	13.00	6	794626-6
2	6.86	7.30	3.00	10.00	4	794626-4
2	3.86	4.30	-	7.00	2	794626-2
FINISH	DIM W	DIM Y	DIM Z	DIM X	NO. OF POSN.	PART NUMBER

- 1 MATERIAL;
CONTACTS - BRASS.
HOUSING - UL 94V-0 RATED HIGH TEMP NYLON,
COLOR; BLACK.
HOLDDOWNS - PHOSPHOR BRONZE.
- 2 PLATING;
CONTACTS - 0.76µm MINIMUM GOLD OVER 2.54µm
MINIMUM NICKEL ON MATING AREA.
2.54µm TIN-LEAD MINIMUM OVER 2.54µm
NICKEL MINIMUM ON SOLDER TAILS.
HOLDDOWNS - 2.54µm TIN LEAD.
- 3 DIMENSION APPLIES TO SOLDER TAIL SURFACES
AND STANDOFF SURFACES.
- 4 RECOMMENDED PC BOARD THICKNESS OF 1.57.
- 5 ALL SOLDER TAILS.
- 6 PLATING;
CONTACTS - 0.76µm MINIMUM GOLD OVER 2.54µm
MINIMUM NICKEL ON MATING AREA.
2.54µm MATTE TIN MINIMUM OVER 2.54µm
NICKEL MINIMUM ON SOLDER TAILS.
HOLDDOWNS - 2.54µm MATTE TIN.
- 7 CIRCUIT NUMBER 1 IS LOCATED AT THE BOTTOM RIGHT
WITH THE LATCH-LOCK ON TOP LOOKING INTO THE CAVITIES

THIS DRAWING IS A CONTROLLED DOCUMENT.

DIMENSIONS: mm	TOLERANCES UNLESS OTHERWISE SPECIFIED: 0 PLC ± 1 PLC ± 2 PLC ±0.13 3 PLC ± 4 PLC ± ANGLES ± FINISH	DWN K. WHITAKER 19MAR2003 CHK C. JONES 19MAR2003 APVD C. JONES 19MAR2003	NAME SURFACE MOUNT, RIGHT ANGLE, MECHANICAL HOLDDOWN, ASSEMBLY, 30 GOLD HEADER, DUAL ROW, MICRO MATE-N-LOK™
MATERIAL	SEE TABLE	PRODUCT SPEC APPLICATION SPEC WEIGHT	SIZE CAGE CODE DRAWING NO A200779G-794626
CUSTOMER DRAWING		SCALE 4:1	SHEET 1 OF 1 REV G

STE TE Connectivity